

Flares are used to signal distress and need for help.


Important:

1. Flares are valid for four years, make sure to check the manufacturer's date and read the manufacturer's instruction before using a flare.
 2. Flares must be approved by Transport Canada.
 3. To dispose of outdated flares, you should contact your [local Canadian Power Squadron](#) or CIL dealer as they have a flare return program. You can also contact your local law enforcement agency or fire department for proper disposal procedures.
 4. Flares should be stored in a watertight container and located in a cool, dry area, and easily accessible in case of emergency.
-

Types of Approved Flares in Canada:


Rocket Parachute Flare (old Type A)

Creates a single red star that can reach a height of 300 metres and will descend slowly due to a small parachute. These flares can hover in the air for 30 to 40 seconds and are easily seen from the ground or the air. Be sure to fire your aerial flares at an angle of 45 degrees or higher from the horizon and into the wind.




Multi-star Flare (old Type B)

Creates two or more red stars in rapid succession that can reach a height of 100 metres and each star burns for 4-5 seconds. These are visible up to 12 nautical miles. Be sure to fire your aerial flares at an angle of 45 degrees or higher from the horizon and into the wind.



Hand-held Flare (old Type C)

Resembles a hand-held torch with a bright red flame at the end of a stick that you hold in your hand. This type of flare is not as easily seen from the ground, but is the best type of flare to use to help air searchers locate you or to alert rescuers who are within a few nautical miles. This flare burns for at least 1 minute. When lighting and using this type of flare; do not look directly at it while it is burning and hold it downwind and well clear of your vessel and yourself.



Smoke Flare (old Type D)

Comes in either a buoyant model or a hand-held model. This type of flare creates dense orange smoke and is used as a day distress signal only. The buoyant model will last at least 3 minutes and the hand-held model will last at least 1 minute. When using a smoke signal flare, it should be positioned downwind and the specific manufacturer's directions should be followed.

